STUD WALL HEIGHT:
EXTEND WALL STUD FRAMING AND DRYWALL 12" MIN. ABOVE FINISH CEILING UNLESS NOTED OTHERWISE

PLUMBING WALL:
INSTALL 6" METAL STUDS AT PLUMBING "WET" WALL LOCATIONS

INTERIOR DRYWALL CONTROL JOINT:
INSTALL A VERTICAL DRYWALL CONTROL JOINT @ EACH SIDE OF EACH DOOR, WINDOW, AND WALL OPENINGS - EXTEND CONTROL JOINT TO ROOF DECK - INSTALL A CONTROL JOINT IN WALLS GREATER THAN 30' SPANS.

DIMENSION NOTE:
DIMENSIONS ARE TO THE OUTSIDE FACE OF SLAB EDGE / STEEL LINE AND CENTER OF INTERIOR METAL STUD PARTITIONS

BLOCKING NOTE:
INSTALL 2X10 WOOD BLOCKING OR 20 GA. 10" WIDE METAL BACKING PLATE FOR ALL WALL MOUNTED DEVICES INCLUDING CABINETS, GRAB BARS, TOILET ACCESSORY'S...ETC.

SOUND INSULATION:
INSTALL FULL STUD WIDTH SOUND INSULATION WHERE SHOWN.

PLAN LEGEND

	BRICK VENEER (EXTERIOR), AIR GAP, GALVANIZED METAL WALL PANELS, METAL BUILDING FRAMING, WALL INSULATION, 2-1/2" METAL STUDS @ 16" O.C., 5/8" GYP. BD. (INTERIOR)
	5/8" F.C. GYP. BD. (EA. SIDE) OVER 3-5/8" METAL STUDS @ 16" O.C.
	INDICATES FULL STUD WIDTH SOUND INSULATION INSIDE WALL CAVITY
FEC	FIRE EXTINGUISHER IN CABINET
MB	4'x8' MARKER BOARD BY CONTRACTOR
TB	4'x4' TACK BOARD BY CONTRACTOR
E.E.W.	EMERGENCY EGRESS WINDOW

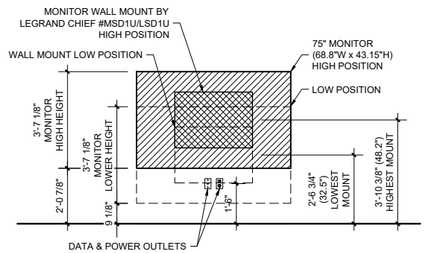

E CLASSROOM MONITOR MOUNTING FOR BLOCKING

3/8" = 1'-0"

MONITOR & WALL MOUNT PROVIDED BY OWNER
BLOCKING FOR WALL MOUNT BY CONTRACTOR

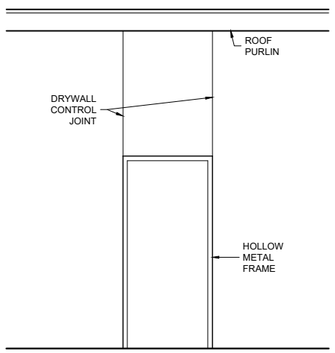

D TYP. CONTROL JOINT ELEV.

3/8" = 1'-0"

NOTE:
INSTALL DRYWALL CONTROL JOINTS TO EACH SIDE OF EVERY DOOR, WINDOW, AND OPENING

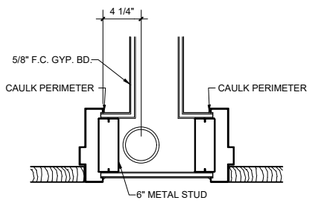

C PLAN DETAIL @ COLUMN

1 1/2" = 1'-0"

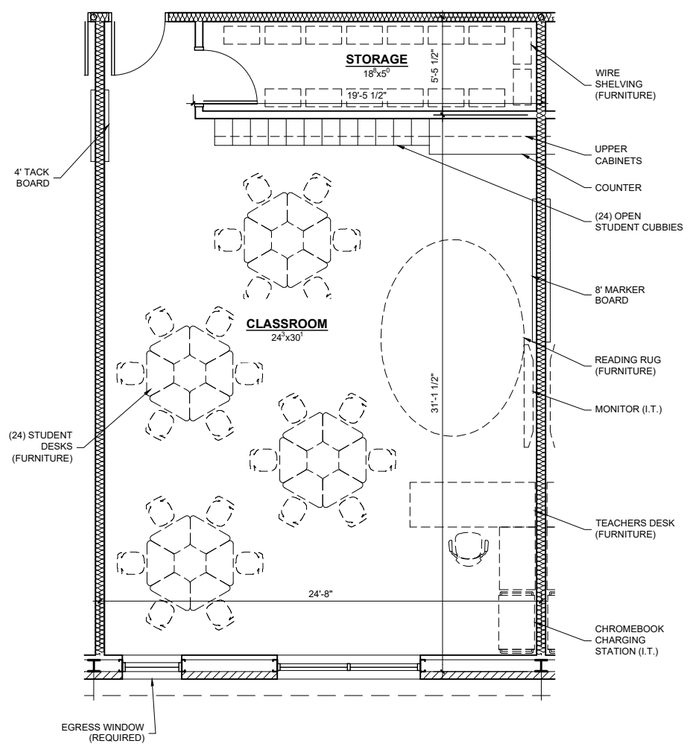

B ENLARGED CLASSROOM

1/4" = 1'-0"

NORTH

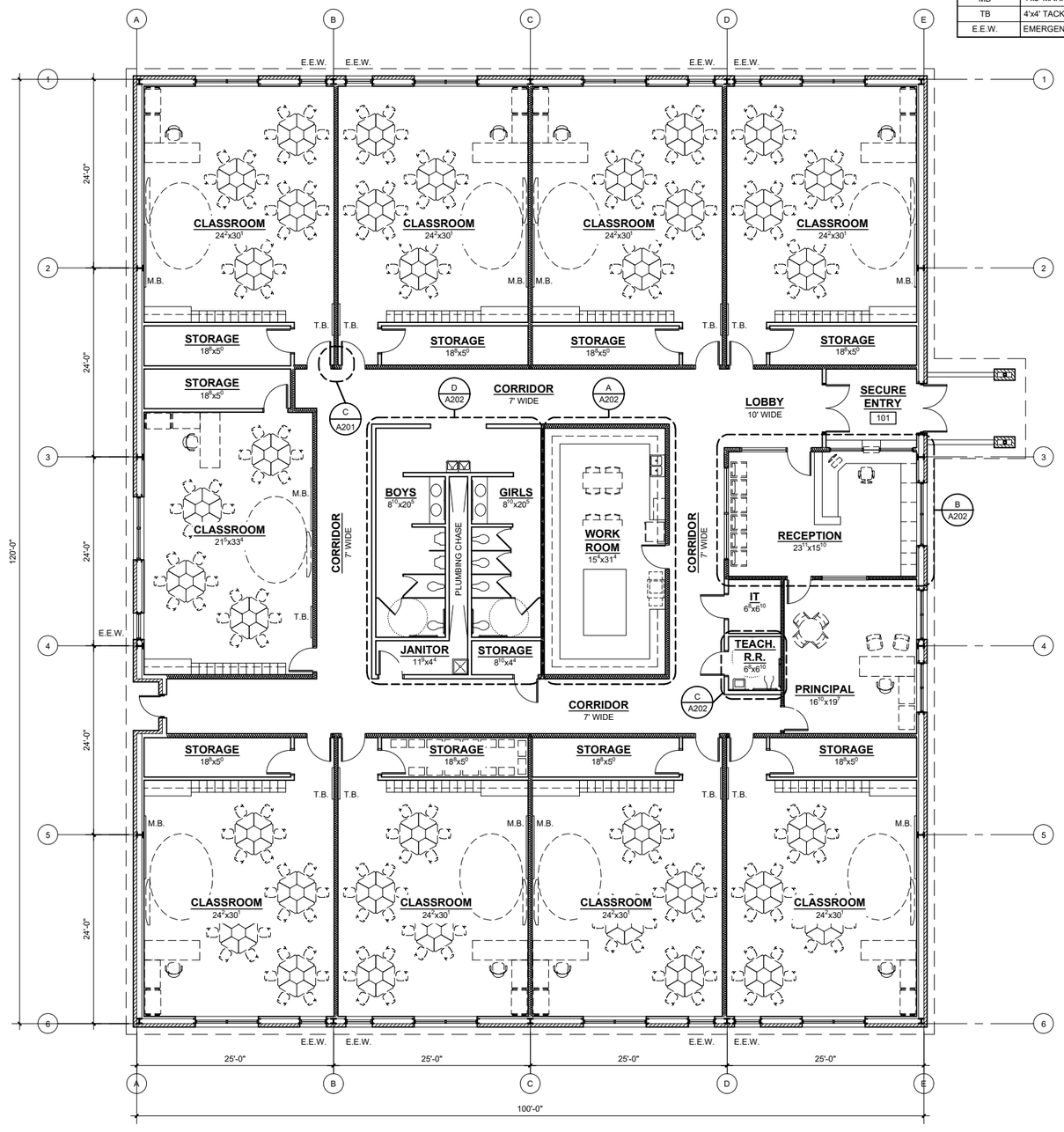

A OVERALL FLOOR PLAN

1/8" = 1'-0"

NORTH

REDLAND CHILDERS ARCHITECTS
413 W. 12th
Ada, OK 74820
p. 580-436-0770
f. 580-436.6320
www.rcada.com

STRATFORD PUBLIC SCHOOLS
NEW CLASSROOM BUILDING
STRATFORD, OKLAHOMA

REVISIONS:

DATE ISSUED:
November 4, 2025

PROJECT NUMBER:

SHEET DESCRIPTION:
OVERALL FLOOR PLAN

SHEET NUMBER:
A201

PLOT DATED: December 15, 2025 4:17 PM