

Architecture Plus, Inc. • August 19, 2020 • 8:28am • File located @ P:\2016\16-27.02 Huntsville Schools - Activity Center\Architecture\16-27.02_A1.1B.dwg • Created by jbolton@archplusinc.net

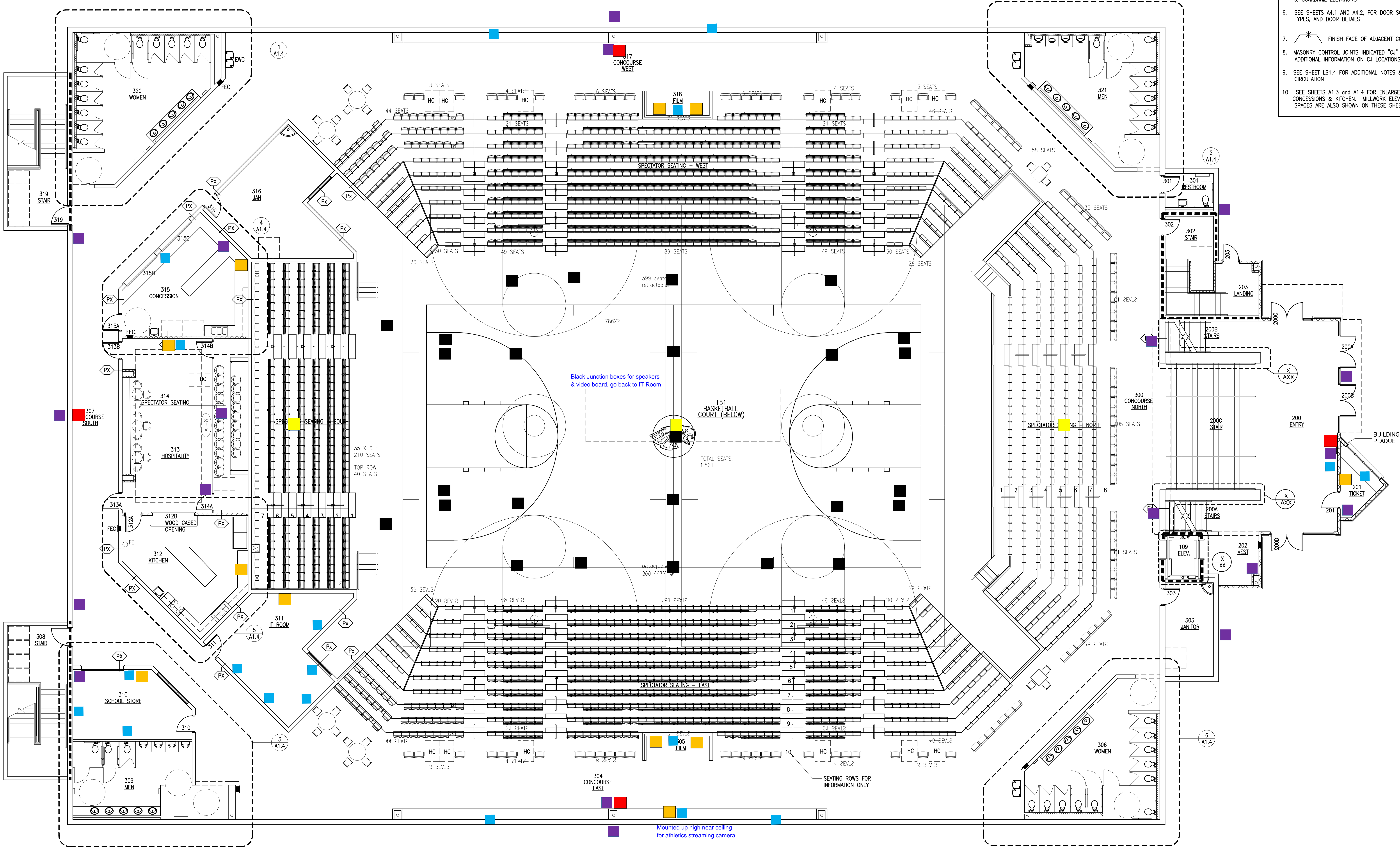
Red = Alert Beacon
Yellow = Access Point
Blue = Data Cat 6 to network room
Orange = Power & Junction Box to IT Rm for TV
Purple = Camera
Black = Junction Box

ROOM FINISH SCHEDULE				
FLOOR	BASE	WALLS		
A SEALED CONCRETE	1 RUBBER, 4"	A CMU-PANT	1 HOUR FIRE WALL	
B SHEET VINYL	2 NONE	B CMU-PANT, EPOXY	F.E.C. = FIRE EXTINGUISHER CABINET	R.S. = ROLLER SHADE
C WOOD SPORTS FLOOR	3 WOOD	C CMU-UNFINISHED (PREPARED FOR PAINT)	M.T. = METAL THRESHOLD	M.B. = MINI BLINDS
D LVT	4 EPOXY	D GYPSUM BOARD - PAINT	M.O. = MASONRY OPENING	A.M. = AMBULATORY FIXTURE
E CARPET	5	E PERFORATED METAL WALL/LINER PANELS	M.B.H. = MOP & BROOM HOLDER	S = STANDARD FIXTURE
F RUBBER	6	F NONE	E.W.C. = ELECTRIC WATER COOLER	H.C. = HANDICAP FIXTURE
G RUBBER TREADS & RISERS	7	G WOOD CHAIR RAIL	S.B. = SMART BOARD	
H WALK-OFF CARPET TILE				
J TROWELED FLOORING (EPOXY FLOOR)				

NOTES:


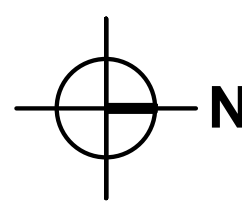
1. EPOXY PAINT ALL WALLS @ RESTROOMS & TLTS
2. REFER TO REFLECTED CEILING PLAN FOR CEILING HEIGHTS & MATERIALS
3. SEE SHEET F1.1 FOR FLOOR PATTERN PLAN
4. SEE SHEET F1.1 FOR COLOR & MATERIAL SCHEDULE

- NOTES:**
1. FLOOR SPOT ELEVATIONS ARE SHOWN THUS: 0'-0" F.F.E. - LOWER LEVEL; 4'-0" A.F.F. - ENTRY LEVEL; 12'-8" A.F.F. - MAIN LEVEL.
 2. SEE SHEETS A1.1A-DIM AND A1.1B-DIM FOR DIMENSIONED FLOOR PLANS.
 3. SEE SHEET LS2.1 FOR DEVICE MOUNTING HEIGHTS.
 4. SEE SHEET A0.0 FOR GENERAL NOTES THAT APPLY TO ALL DRAWINGS
 5. SEE SHEET A1.4 FOR PARTITION TYPES, SEATING HAND RAIL & GUARDRAIL ELEVATIONS
 6. SEE SHEETS A4.1 AND A4.2 FOR DOOR SCHEDULE, DOOR AND FRAME TYPES, AND DOOR DETAILS
 7. FINISH FACE OF ADJACENT CONSTRUCTION TO ALIGN
 8. MASONRY CONTROL JOINTS INDICATED "CJ" SEE STRUCTURAL FOR ADDITIONAL INFORMATION ON CJ LOCATIONS
 9. SEE SHEET LS1.4 FOR ADDITIONAL NOTES & DIMENSIONS FOR VERTICAL CIRCULATION
 10. SEE SHEETS A1.3 and A1.4 FOR ENLARGED PLANS OF RESTROOMS, CONCESSIONS & KITCHEN - MILLWORK ELEVATION SYMBOLS FOR THOSE SPACES ARE ALSO SHOWN ON THESE SHEETS.



HUNTSVILLE ACTIVITY CENTER
UPPER LEVEL
DATA AND OTHER FOR MARKUP

1 ARCHITECTURAL FLOOR PLAN - SECOND LEVEL
SCALE: 1/8" = 1'-0"




NEW ACTIVITY CENTER
HUNTSVILLE SCHOOL DISTRICT
HUNTSVILLE, ARKANSAS

ARCHITECTURE PLUS, INC.
907 South 21st Street Fort Smith, Arkansas 479/783-8395

REVISIONS:
HUNTSVILLE PLANNING
PRELIMINARY REVIEW 08-12-20

PROJECT: 16-27.02
DATE: 07-17-2020

A1.1B



NOT FOR CONSTRUCTION