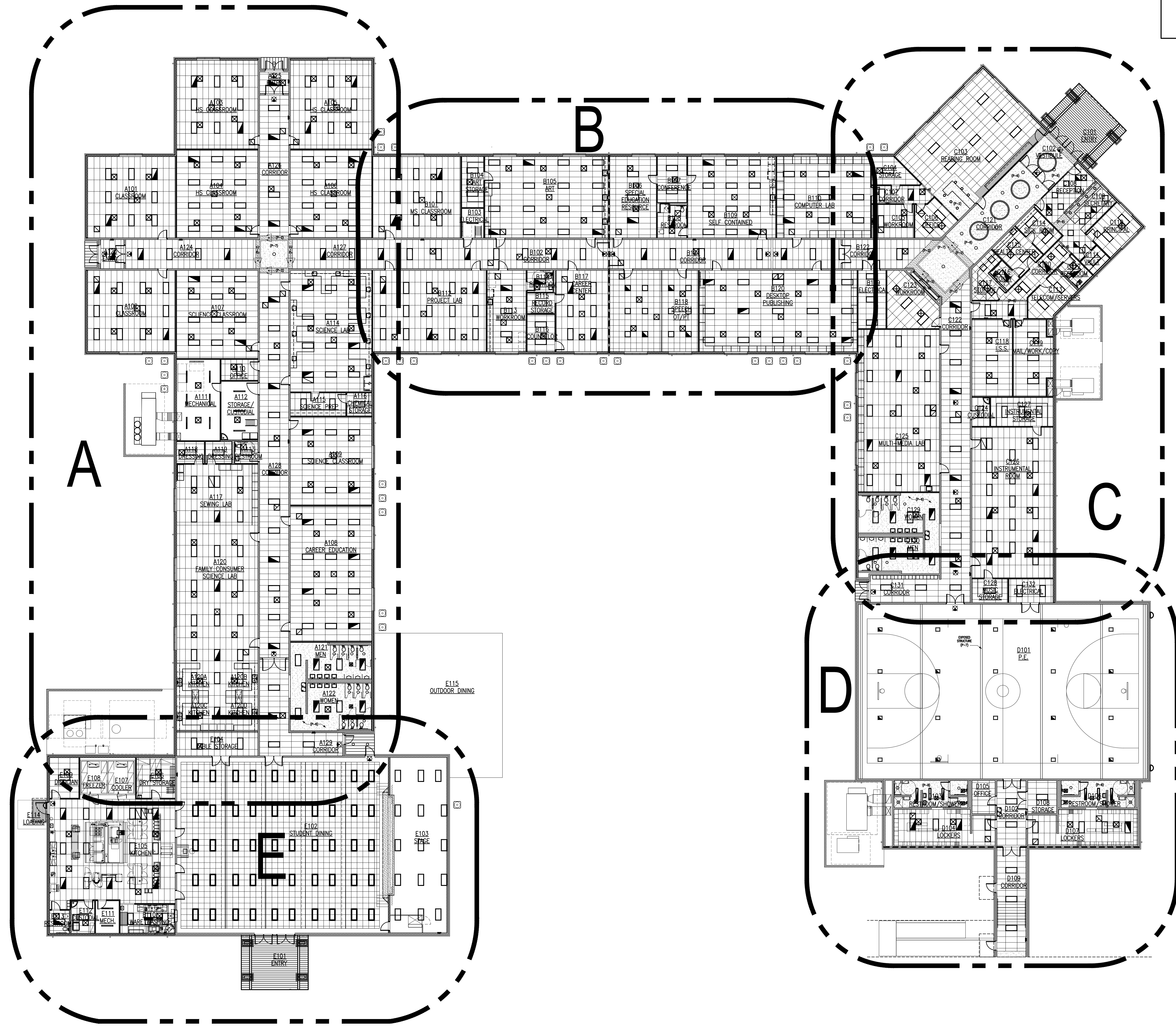
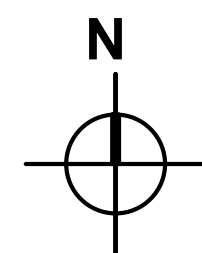


Architecture Plus, Inc. • July 01, 2020 • 4:49pm • File located @ P:\2019\19-21 Foreman School District - New High School\Architecture\19-21\_A1.2 overall RCP.dwg • Created by: gerianne@archplusinc.net




1 OVERALL REFLECTED CEILING PLAN  
SCALE: 1/16" = 1'-0"



#### REFLECTED CEILING PLAN GENERAL NOTES

1. ALL SPRINKLER HEADS, RECESSED LIGHTS, AND SMOKE DETECTORS SHALL BE CENTERED IN ACOUSTICAL CEILING TILES UNLESS NOTED OTHERWISE.
  2. ALL SUSPENDED ACOUSTICAL CEILING TILE SHALL BE TYPE AND COLOR AS SHOWN IN THE FINISH SCHEDULE AND SPECIFICATIONS. ACT "A" IS TYPICAL WHERE ACT IS INDICATED UNLESS NOTED OTHERWISE.
  3. ALL CEILING GRIDS SHALL BE CENTERED IN THE ROOM EXCEPT WHERE SPECIFICALLY NOTED OTHERWISE.
  4. GYPSUM BOARD CEILINGS WHERE OCCUR SHALL BE 5/8" TYPE "X" ON SUSPENDED METAL FRAMING WITH HAT CHANNELS AT 16" O.C. UNLESS NOTED OTHERWISE.
  5. MECHANICAL GRILLES AND DIFFUSERS INDICATED ON REFLECTED CEILING PLANS ARE FOR COORDINATION PURPOSES ONLY. SEE MECHANICAL DRAWINGS FOR EXACT TYPES AND QUANTITIES.
  6. FIRE DAMPERS ARE REQUIRED IN ALL DUCTS WHICH PENETRATE FIRE RESISTIVE ASSEMBLIES.
  7. REFER TO LS1.2 FOR ROOMS TO RECEIVE ONE-HOUR GYPSUM BOARD CEILING
  8. CEILING SUBCONTRACTOR SHALL PROVIDE BLOCKING AND TEES SURROUNDING MECHANICAL GRILLES AND DIFFUSERS.
  9. PROVIDE CEILING ACCESS PANELS IN GYPSUM BOARD CEILINGS WHERE REQUIRED FOR ACCESS ABOVE THE CEILING
  10. CEILING HEIGHTS ARE AS NOTED ON THE ENLARGED REFLECTED CEILING PLANS AND ARE MEASURED FROM THE FINISH FLOOR OF THE SPACE UNLESS NOTED OTHERWISE
  11. SEE SHEET F1.1A AND F1.2B/C FOR GYPSUM BOARD FURR DOWN PAINT COLORS.
- NOTE: THESE RCP GENERAL NOTES APPLY TO ALL REFLECTED CEILING PLAN SHEETS. SEE ENLARGED RCP'S SHEETS FOR ADDITIONAL INFORMATION



## FOREMAN SCHOOL DISTRICT NEW HIGH SCHOOL

FOREMAN, ARKANSAS

ARCHITECTURE PLUS, INC.  
907 South 21st Street Fort Smith, Arkansas 479/783-8395



REVISIONS:

PROJECT: 19-21

DATE: 06-30-2020

A1.2



ARCHITECTS • PLANNERS

OVERALL REFLECTED CEILING PLAN